

# 2020-21 Texas Academic Performance Report (TAPR)

District Name: HURST-EULESS-BEDFORD ISD

Campus Name: STONEGATE EL

Campus Number: 220916110

2021 Accountability Rating: Not Rated: Declared State of Disaster

This page is intentionally blank.

Texas Education Agency  
 2020-21 STAAR Performance (TAPR)  
 STONEGATE EL (220916110) - HURST-EULESS-BEDFORD ISD - TARRANT COUNTY


Due to the cancellation of spring 2020 STAAR, 2021 and 2019 STAAR data are shown.

	School Year	State	District	Campus	African American	Hispanic	White	American Indian	Asian	Pacific Islander	Two or More Races	Special Ed (Current)	Special Ed (Former)	Continuously Enrolled	Non-Continuously Enrolled	Econ Disadv	EB/EL (Current & Monitored)

Texas Education Agency  
 2020-21 STAAR Performance (TAPR)  
 STONEGATE EL (220916110) - HURST-EULESS-BEDFORD ISD - TARRANT COUNTY

Due to the cancellation of spring 2020 STAAR, 2021 and 2019 STAAR data are shown.

	School Year	State	District	Campus	African American	Hispanic	White	American Indian	Asian	Pacific Islander	Two or More Races	Special Ed (Current)	Special Ed (Former)	Continuously Enrolled	Non-Continuously Enrolled	Econ Disadv	EB/EL (Current & Monitored)
At Approaches Grade Level Above	2021	53%	63%	65%	67%	53%	75%	-	*	*	*	0%	-	66%	64%	58%	78%
	2019	67%	68%	52%	40%	69%	48%	-	-	*	*	15%	*	53%	50%	42%	33%
At Meets Grade Level or Above	2021	27%	35%	37%	33%	21%	50%	-	*	*	*	0%	-	42%	28%	23%	22%
	2019	35%	35%	22%	25%	13%	22%	-	-	*	*	0%	*	21%	23%	20%	0%
At Masters Grade Level	2021	8%	11%	10%													





Texas Education Agency  
2018-19 Progress (TAPR)  
STONEGATE EL (220916110) - HURST-EULESS-BEDFORD ISD - TARRANT COUNTY

Due to the cancellation of spring 2020 STAAR, 2019 and 2018 progress data are shown.

	School Year	State	District	Campus	African American	Hispanic	White	American Indian	Asian	Pacific Islander	Two or More Races	Special Ed (Current)	Special Ed (Former)	Continuously Enrolled	Non-Continuously Enrolled	Econ Disadv	EB/EL (Current & Monitored)
School Progress Domain - Academic Growth Score by Grade and Subject																	
Grade 4 ELA/Reading	2019	61	59	54	58	50	50	-	-	*	*	54	*	56	52	55	67
	2018	63	64	73	70	80	70	-	*	-	*	60	*	72	73	67	60
Grade 4 Mathematics	2019	65	63	49	53	27	65	-	-	*	*	77	*	53	45	52	28
	2018	65	66	60	60	50	60	-	*	-	*	40	*	57	62	62	44
Grade 5 ELA/Reading	2019	81	84	75	79	61	81	*	*	-	*	67	*	80	70	68	75
	2018	80	81	81	78	84	78	-	*	*	*	86	*	87	70	85	93
Grade 5 Mathematics	2019	83	87	93	97	87	94	*	*	-	*	92	*	94	92	92	81
	2018	81	85	90	89	96	84	-	*	*	*	100	*	91	89	93	100
Grade 6 ELA/Reading	2019	42	52	49	57	42	46	-	*	*	*	61	*	49	48	42	43
	2018	47	60	54	35	64	52	-	*	*	67	50	*	52	58	58	63
Grade 6 Mathematics	2019	54	74	72	61	78	80	-	*	*	*	61	*	69	80	67	57
	2018	56	77	57	55	66	55	-	*	*	58	50	*	54	62	55	75
All Grades Both Subjects	2019	69	73	65	66	59	70	*	81	31	79	69	59	66	65	62	58
	2018	69	75	69	68	74	66	-	70	69	71	65	81				

Texas Education Agency  
2020-21 Bilingual Education/English as a Second Language (Current EB Students/EL) (TAPR)  
STONEGATE EL (220916110) - HURST-EULESS-BEDFORD ISD - TARRANT COUNTY

Due to the cancellation of spring 2020 STAAR, 2021 and 2019 STAAR data are shown.

School Year	State	District	Campus
-------------	-------	----------	--------





Texas Education Agency  
 2020-21 STAAR Participation (TAPR)  
 STONEGATE EL (220916110) - HURST-EULESS-BEDFORD ISD - TARRANT COUNTY

Due to the cancellation of spring 2020 STAAR, 2021 and 2019 STAAR data are shown.

	State	District	Campus	African American	Hispanic	White	American Indian	Asian	Pacific Islander	Two or More Races	Special Ed (Current)	Special Ed (Former)	Continuously Enrolled	Non-Continuously Enrolled	Econ Disadv	EB/EL (Current & Monitored)
2021 STAAR Participation (All Grades)																
All Tests																
Assessment Participant	88%	94%	98%	97%	99%	96%	*	100%	100%	96%	98%	*	97%	99%	98%	99%
Included in Accountability	83%	90%	88%	90%	90%	86%	*	62%	100%	81%	92%	*	94%	78%	89%	87%
Not Included in Accountability: Mobile	3%	3%	9%	4%	8%	10%	*	38%	0%	15%	5%	*	3%	19%	7%	6%
Not Included in Accountability: Other Exclusions	1%	1%	1%	3%	1%	0%	*	0%	0%	0%	0%	*	0%	2%	2%	5%
Not Tested	12%	6%	2%	3%	1%	4%	*	0%	0%	4%	2%	*	3%	1%	2%	1%
Absent	2%	2%	0%	2%	1%	0%	*	0%	0%	0%	0%	*	1%	0%	1%	1%
Other	10%	4%	2%	2%	0%	4%	*	0%	0%	4%	2%	*	3%	1%	2%	0%


2019 STAAR

Texas Education Agency  
 2020-21 Attendance, Graduation, and Dropout Rates (TAPR)  
 STONEGATE EL (220916110) - HURST-EULESS-BEDFORD ISD - TARRANT COUNTY

	State	District	Campus	African American	Hispanic	White	American Indian	Asian	Pacific Islander	Two or More Races	Special Ed	Econ Disadv	EB/EL
<b>Attendance Rate</b>													
2019-20	98.3%	99.0%	99.0%	98.9%	99.0%	98.9%	*	*	99.4%	99.2%	98.8%	98.8%	99.6%
2018-19	95.4%	96.6%	96.1%	95.9%	96.1%	96.2%	*	98.0%	96.3%	96.2%	95.3%	95.8%	97.6%
<b>Chronic Absenteeism</b>													
2019-20	6.7%	3.9%	3.2%	3.1%	3.8%	4.0%	*	0.0%	0.0%	0.0%	5.2%	3.5%	0.0%
2018-19	11.4%	7.3%	7.4%	10.6%	4.3%	6.6%	*	0.0%	15.4%	7.7%	14.5%	9.4%	8.1%
<b>Annual Dropout Rate (Gr 7-8)</b>													
2019-20	0.5%	0.2%	-	-	-	-	-	-	-	-	-	-	-
2018-19	0.4%	0.2%	-	-	-	-	-	-	-	-	-	-	-
<b>Annual Dropout Rate (Gr 9-12)</b>													
2019-20	1.6%	0.2%	-	-	-	-	-	-	-	-	-	-	-
2018-19	1.9%	0.3%	-	-	-	-	-	-	-	-	-	-	-

Texas Education Agency  
2020-21 Attendance, Graduation, and Dropout Rates (TAPR)  
STONEGATE EL (220916110) - HURST-EULESS-BEDFORD ISD - TARRANT COUNTY

	State	District	Campus	African						
--	-------	----------	--------	---------	--	--	--	--	--	--



Texas Education Agency  
 2020-21 Attendance, Graduation, and Dropout Rates (TAPR)  
 STONEGATE EL (220916110) - HURST-EULESS-BEDFORD ISD - TARRANT COUNTY

	State	District	Campus	African American	Hispanic	White	American Indian	Asian	Pacific Islander	Two or More Races	Special Ed	Econ Disadv	
--	-------	----------	--------	------------------	----------	-------	-----------------	-------	------------------	-------------------	------------	-------------	--


--	--	--	--	--	--	--	--	--	--	--	--	--	--

--	--	--	--	--	--	--	--	--	--	--	--	--	--

--	--	--	--	--	--	--	--	--	--	--	--	--	--

--	--	--	--	--	--	--	--	--	--	--	--	--	--

--	--	--	--	--	--	--	--	--	--	--	--	--	--



There is no data for this campus.





Texas Education Agency  
2020-21 Other Postsecondary Indicators (TAPR)  
STONEGATE EL (220916110) - HURST-EULESS-BEDFORD ISD - TARRANT COUNTY

There is no data for this campus.



Texas Education Agency  
2020-21 Student Information (TAPR)  
STONEGATE EL (220916110) - HURST-EULESS-BEDFORD ISD - TARRANT COUNTY

Student Information	Membership				Enrollment			
	Campus		District	State	Campus		District	State
	Count	Percent			Count	Percent		
Homeless	26	5.5%	2.2%	1.1%	26	5.5%	2.2%	1.1%
Immigrant	18	3.8%	5.0%	2.0%	18	3.8%	5.0%	2.0%
Migrant	0	0.0%	0.0%	0.3%	0	0.0%	0.0%	0.3%
Title I	475	100.0%	44.2%	64.5%	477	100.0%	44.3%	64.5%
Military Connected	12	2.5%	2.2%	2.7%	12	2.5%	2.2%	2.7%
At-Risk	232	48.8%	43.7%	49.2%	232	48.6%	43.6%	49.1%
Students by Instructional Program:								
Bilingual/ESL Education	64	13.5%	17.2%	21.0%	64	13.4%	17.2%	20.9%
Gifted and Talented Education	11	2.3%	6.7%	8.3%	10	2.1%	6.7%	8.3%
Special Education	45	9.5%	10.8%	11.1%	47	9.9%	11.1%	11.3%

Texas Education Agency  
2020-21 Student Information (TAPR)  
STONEGATE EL (220916110) - HURST-EULESS-BEDFORD ISD - TARRANT COUNTY

Student Information	--Non-Special Education Rates--			---Special Education Rates---		
	Campus	District	State	Campus	District	State
Retention Rates by Grade:						
Kindergarten	12.1%	3.6%	1.4%	16.7%	7.9%	4.8%
Grade 1	8.3%	1.6%	1.9%	11.1%	4.1%	3.2%
Grade 2	3.6%	1.3%	1.0%	0.0%	1.9%	1.4%
Grade 3	0.0%	0.5%	0.5%	0.0%	0.0%	0.6%
Grade 4	1.6%	0.3%	0.3%	0.0%	0.0%	0.4%
Grade 5	0.0%	0.5%	0.2%	0.0%	0.4%	0.3%
Grade 6	0.0%	0.3%	0.2%	0.0%	0.0%	0.3%
Grade 7	-	0.2%	0.3%	-	0.5%	0.3%
Grade 8	-	0.8%	0.2%	-	1.1%	0.4%
Grade 9	-	1.2%	4.7%	-	3.2%	7.8%

Class Size Averages by Grade and Subject  
(Derived from teacher responsibility records):

Class Size Information	Campus	District	State
Elementary:			
Kindergarten	22.3	19.5	17.7
Grade 1	21.7	20.2	18.0
Grade 2	20.7	20.2	18.0
Grade 3	22.5	20.6	18.2
Grade 4	21.1	18.2	18.3
Grade 5	16.8	19.8	19.8
Grade 6	20.3	23.5	19.4
Secondary:			
English/Language Arts	-	17.6	15.7
Foreign Languages	-	19.3	17.8
Mathematics	-	20.4	16.9
Science	-	20.6	17.9
Social Studies	-	22.1	18.3





Texas Education Agency  
2020-21 Staff Information (TAPR)  
STONEGATE EL (220916110) - HURST-EULESS-BEDFORD ISD - TARRANT COUNTY

- Indicates there are no students in the group.
- \* Indicates results are masked due to small numbers to protect student confidentiality.
- \*\* When only one student disability or assessment group is masked, then the second smallest student disability or assessment group is masked regardless of size.
- n/a Indicates data reporting is not applicable for this group.
- ? Indicates that the data for this item were statistically improbable or were reported outside a reasonable range.

Link to: [PEIMS Financial Standard Reports 2019-20 Financial Actual Report](#)  
(To open link in a new window, press the "Ctrl" key and click on the link.)